



Contact: Mr. Li Zhiyong (Owner)

Mobile(WhatsApp): +86-13467138000

Skype: qslizy

[E-mail: qscasting@126.com](mailto:qscasting@126.com)

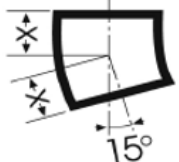
www.qiaoshan.co

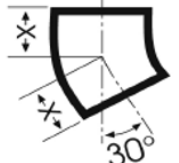


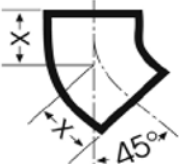
Tel: 86 10 64644308


Fax: 86 10 64644308


Room 256, Building 1, No. 35 Zhenxing Road, Changping, Beijing 102200

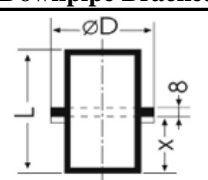
15° Bend	DN	X	WT (KG)
	50	40	0.40
	70	45	0.60
	75	50	0.80
	100	50	1.00
	125	60	1.70

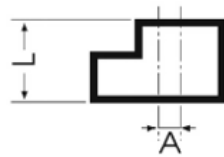
30° Bend	DN	X	WT (KG)
	50	50	0.50
	70	60	0.70
	75	60	0.80
	100	70	1.30
	125	80	2.00
	150	90	3.00
	200	110	5.40

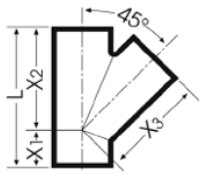
45° Bend	DN	X	WT (KG)
	50	50	0.50
	70	60	0.90
	75	60	1.00
	100	70	1.60
	125	80	2.30
	150	90	3.50
	200	110	6.20
	250	130	10.30
	300	155	17.30

68° Bend	DN	X	WT (KG)
	50	50	0.70
	70	60	1.10
	75	60	1.20

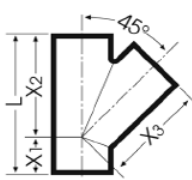
88° Bend	DN	X	WT (KG)
	50	75	0.70
	70	90	1.20
	75	95	1.40
	100	110	2.10
	125	125	3.20
	150	145	4.90
	200	180	8.80
	250		17.90
	300		28.00

Downpipe Bracket	DN	D	L	WT (KG)
	70	106	200	1.60
	100	145	200	2.30
	125	170	200	3.00
	150	195	200	4.00
	200	245	200	6.00

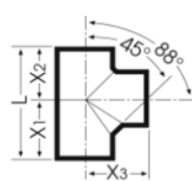
Eccentric Reducer	DN	A	L	WT (KG)
	50 x 40	10	75	0.5
	70 x 50	10	75	0.5
	75 x 50	10	75	0.7
	100 x 50	25	80	0.9
	100 x 70	16	85	0.9
	100 x 75	10	75	1.1
	125 x 50	38.5	85	1.4
	125 x 70	28.5	90	1.5
	125 x 75	26	95	1.7
	125 x 100	12.5	95	1.5
	150 x 50	51	95	2
	150 x 70	41	100	2.1
	150 x 75	39	100	2.3
	150 x 100	25	105	2.2
	150 x 125	12.5	110	2.2
	200 x 100	50	115	4.1
	200 x 125	37.5	120	4.1
	200 x 150	25	125	4.3
	250 x 100	57	140	6.2
	250 x 150	57	140	6.8
250 x 200	32	145	7.0	
300 x 150	83	150	10.7	
300 x 200	58	160	11.4	
300 x 250	26	170	12.4	

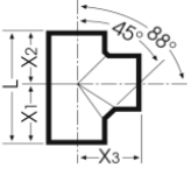
45° Branch	DN	X1	X2	X3	L	WT (KG)
	50 x 50	50	135	135	185	1.4
	70 x 50	40	150	150	190	1.6
	75 x 50	40	130	130	170	1.8
	70 x 70	55	160	160	215	2.3
	75 x 75	55	160	160	215	2.4
	100 x 50	35	165	165	200	2.5
	100 x 70	50	185	185	235	3.3
	100 x 75	50	185	185	235	3.5
	100 x 100	70	205	205	275	4.2
	125 x 50	20	185	185	205	3.4


45° Branch	DN	X1	X2	X3	L	WT (KG)
	125 x 70	40	200	200	240	4.3
	125 x 75	51	189	189	240	4.4
	125 x 100	60	220	220	280	5.2
	125 x 125	80	240	240	320	6.4
	150 x 70	30	215	215	245	5.6
	150 x 75	115	105	140	220	5.9
	150 x 100	55	240	240	295	6.8
	150 x 125	70	255	255	325	8
	150 x 150	90	265	265	355	9.2
	200 x 75	15	240	240	235	8.3
	200 x 100	40	265	265	305	10
	200 x 125	55	280	280	335	11.9
	200 x 150	75	300	300	375	13.3
	200 x 200	115	340	340	455	17.2
	250 x 100	15	310	310	325	15.4
	250 x 150	55	350	350	405	20.2
	250 x 200	90	385	385	475	25.1
	250 x 250	130	430	430	560	31.5
	300 x 150	35	380	380	415	26.9
	300 x 200	70	440	415	485	34.0
	300 x 250	115	465	465	580	42.1
	300 x 300	155	505	505	660	50.1

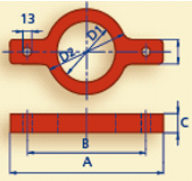


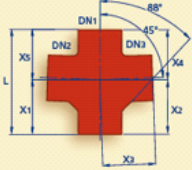
88° Branch	DN	X1	X2	X3	L	WT (KG)
	50 x 50	79	66	80	145	0.9
	70 x 50	83	72	90	155	1.4
	75 x 50	83	72	90	155	1.6
	70 x 70	97	83	95	180	1.7
	75 x 75	97	83	95	180	1.9
	100 x 50	94	76	105	170	2.1
	100 x 70	102	88	110	190	2.4
	100 x 75	102	88	110	190	2.6
	100 x 100	115	105	115	220	2.9
	125 x 50	98	82	120	180	3.0
	125 x 70	107	93	125	200	3.4
	125 x 75	105	100	125	205	3.6
	125 x 100	125	110	130	235	4.0
	125 x 125	137	123	135	260	4.6
	150 x 50	100	100	140	200	4.4
	150 x 75	110	105	130	220	5.1
	150 x 100	130	115	145	245	5.5
	150 x 125	147	128	150	275	6.2
	150 x 150	158	142	155	300	6.9

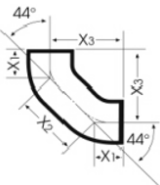


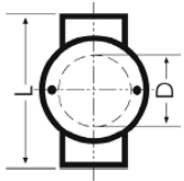
88° Branch	DN	X1	X2	X3	L	WT (KG)
	200 x 100	145	125	175	270	7.8
	200 x 125					8.8
	200 x 150					10.8
	200 x 200					12.8
	250 x 100					15.0
	250 x 150					19.3
	250 x 200					21.0
	250 x 250					24.5
	300 x 150					22.1
	300 x 200					21.0
	300 x 250					31.6
	300 x 300					38.0

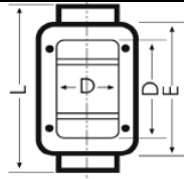
Plug	DN	L	WT (KG)
	50	30	0.2
	70	35	0.4
	75	35	0.5
	100	40	0.8
	125	45	1.1
	150	50	1.7
	200	60	3.1
	250	70	6
	300	80	9.5

Bearing For Downpip	DN	WT (KG)
	50	0.8
	70	1.0
	80	1.0
	100	1.3
	125	1.5
	150	2.0
	200	3.0
	250	5.6
	300	7.4

88° Double Branch	DN	X1	X2	X3	L	WT (KG)
	100 x 50 x 50	100	80	105	180	2.2
	100 x 70 x 70	102	88	110	190	2.7
	100 x 75 x 75	110	110	120	205	3.2
	125 x 100 x 100					5.0
	150 x 100 x 100					7.1

88° Double Bend	DN	X1	X2	X3	WT (KG)
	100	70	140	170	3.2
	125	80	160	195	4.6
	150	90	180	219	7.0

Cleaning Pipe with ○ Cover	DN	D	L	WT(KG)
	50	53	190	2.3
	70	73	210	2.9
	75	73	210	3.1
	100	104	260	5.0
	125			10.3
	150			11.5
	200			18.0

Cleaning Pipe with □ Cover	DN	D	L	WT(KG)
	100	100	340	7.6
	125	125	370	10.3
	150	150	395	14.5
	200	200	465	22.0