






Contact: Mr. Li Zhiyong (Owner)
Mobile(Whatsapp): +86-13467138000
Skype: qslizy
[E-mail: qscasting@126.com](mailto:qscasting@126.com)
www.qiaoshan.co





	ITEM NO.	SPECIFICATION	WT (LB)	WT (KG)
	0188	1/4x90 BEND 1 1/2"	1.9	0.9
	0190	1/4x90 BEND 2	2.4	1.1
	0192	1/4x90 BEND 3	3.9	1.8
	0194	1/4x90 BEND 4	6.0	2.7
	0196	1/4x90 BEND 5	9.8	4.4
	0198	1/4x90 BEND 6	15.4	7.0
0200	1/4x90 BEND 8	27.4	12.4	


NO IMAGE	ITEM NO.	SPECIFICATION	WT (LB)	WT (KG)
	0218	REDUCING 1/4 BEND 4 X 3	5.0	2.3

	ITEM NO.	SPECIFICATION	WT (LB)	WT (KG)
	0280	1/4 BEND WITH HEEL OPENING 3 X 2	5.1	2.3
	0282	1/4 BEND WITH HEEL OPENING 4 X 2	7.3	3.3


	ITEM NO.	SPECIFICATION	WT (LB)	WT (KG)
	0330	TAPPED 1/4 BEND 2 X 1-1/2	2.2	1.0

	ITEM NO.	SPECIFICATION	WT (LB)	WT (KG)
	0462	SHORT SWEEP 2	3.5	1.6
	0464	SHORT SWEEP 3	5.5	2.5
	0468	SHORT SWEEP 4	8.9	4.0
	0470	SHORT SWEEP 5	13.6	6.2
	0472	SHORT SWEEP 6	16.3	7.4
	0474	SHORT SWEEP 8	35.0	15.9
0475	SHORT SWEEP 10	52.9	24.0	


	ITEM NO.	SPECIFICATION	WT (LB)	WT (KG)
	0494	LONG SWEEP 2	6.0	2.7
	0496	LONG SWEEP 3	8.5	3.8
	0498	LONG SWEEP 4	12.6	5.7
	0500	LONG SWEEP 5	17.5	7.9
0502	LONG SWEEP 6	23.1	10.5	



ITEM NO.	SPECIFICATION	WT (LB)	WT (KG)
0604	1/8 BEND 1-1/2	1.4	0.7
0606	1/8 BEND 2	1.7	0.8
0608	1/8 BEND 3	2.6	1.2
0610	1/8 BEND 4	4.3	2.0
0612	1/8 BEND 5	6.3	2.9
0614	1/8 BEND 6	9.9	4.5
0616	1/8 BEND 8	16.5	7.5
0617	1/8 BEND 10	33.0	15.0
0622	1/8 BEND 12	66.1	30.0
0625	1/8 BEND 15	79.2	35.9




ITEM NO.	SPECIFICATION	WT (LB)	WT (KG)
0678	1/16 BEND 2	1.3	0.6
0680	1/16 BEND 3	2.1	1.0
0682	1/16 BEND 4	3.0	1.4
0686	1/16 BEND 6	6.0	2.7




ITEM NO.	SPECIFICATION	WT (LB)	WT (KG)
0806	SAN TEE 1 1/2	2.5	1.1
0808	SAN TEE 2 X 1 1/2	3.0	1.4
0810	SAN TEE 2	3.1	1.4
0812	SAN TEE 3 X 1-1/2	3.6	1.6
0814	SAN TEE 3 X 2	4.0	1.8
0816	SAN TEE 3	4.7	2.1
0818	SAN TEE 4 X 2	6.0	2.7
0820	SAN TEE 4 X 3	7.2	3.3
0822	SAN TEE 4	8.2	3.7
0824	SAN TEE 5 X 2	8.7	4.0
0826	SAN TEE 5 X 3	12.6	5.7
0828	SAN TEE 5 X 4	12.6	5.7
0830	SAN TEE 5	15.5	7.0
0832	SAN TEE 6 X 2	12.5	5.7
0838	SAN TEE 6 X 3	14.3	6.5
0834	SAN TEE 6 X 4	13.5	6.1
0835	SAN TEE 6 X 5	17.4	7.9
0836	SAN TEE 6	17.1	7.8
0848	SAN TEE 8 X 3	17.8	8.1
0846	SAN TEE 8 X 4	21.1	9.6


	ITEM NO.	SPECIFICATION	WT (LB)	WT (KG)
	0844	SAN TEE 8 X 5	24.3	11.0
	0842	SAN TEE 8 X 6	25.7	11.7
	0840	SAN TEE 8	35.6	16.2




	ITEM NO.	SPECIFICATION	WT (LB)	WT (KG)
	1210	SANITARY TAPPED TEE 1-1/2	2.5	1.1
	1212	SANITARY TAPPED TEE 2 X 1-1/4	2.7	1.2
	1214	SANITARY TAPPED TEE 2 X 1-1/2	2.6	1.2
	1216	SANITARY TAPPED TEE 2 X 2	3.2	1.5
	1220	SANITARY TAPPED TEE 3 X 1-1/2	3.7	1.7
	1222	SANITARY TAPPED TEE 3 X 2	4.0	1.8




	ITEM NO.	SPECIFICATION	WT (LB)	WT (KG)
	1314	WYE 2	2.6	1.2
	1315	WYE 3 X 1 1/2"	2.0	0.9
	1316	WYE 3 X 2	3.7	1.7
	1318	WYE 3	4.9	2.2
	1320	WYE 4 X 2	5.5	2.5
	1322	WYE 4 X 3	7.2	3.3
	1324	WYE 4	8.8	4.0
	1326	WYE 5 X 2	8.8	4.0
	1328	WYE 5 X 3	9.9	4.5
	1330	WYE 5 X 4	13.0	5.9
	1332	WYE 5	15.9	7.2
	1334	WYE 6 X 2	11.4	5.2
	1336	WYE 6 X 3	12.4	5.6
	1338	WYE 6 X 4	15.1	6.8
	1340	WYE 6 X 5	18.2	8.3
	1342	WYE 6	22.3	10.1
	1348	WYE 8 X 4	22.0	10.0
	1350	WYE 8 X 5	27.6	12.5
	1352	WYE 8 X 6	28.4	12.9
	1354	WYE 8	43.0	19.5
	1357	WYE 10 X 4	34.7	15.7
	1359	WYE 10 X 6	48.0	21.8
	1360	WYE 10 X 8	57.0	25.9
	1361	WYE 10	78.7	35.7
	1362	WYE 12	126.2	57.2



ITEM NO.	SPECIFICATION	WT (LB)	WT (KG)
1538	DOUBLE Y 2	4.0	1.8
1540	DOUBLE Y 3 X 2	5.7	2.6
1542	DOUBLE Y 3	6.4	2.9
1544	DOUBLE Y 4 X 2	6.5	3.0
1546	DOUBLE Y 4 X 3	8.1	3.7
1548	DOUBLE Y 4	13.5	6.1
1552	DOUBLE Y 6 X 4	19.0	8.6
1554	DOUBLE Y 6	27.4	12.4
1556	DOUBLE Y 8 X 4	24.6	11.2
1557	DOUBLE Y 8 X 6	35.5	16.1
1558	DOUBLE Y 8	52.7	23.9





ITEM NO.	SPECIFICATION	WT (LB)	WT (KG)
1646	UPRIGHT WYE 2	4.5	2.0
1648	UPRIGHT WYE 3 X 2	5.7	2.6
1650	UPRIGHT WYE 3	6.7	3.1
1652	UPRIGHT WYE 4 X 2	7.8	3.5
1654	UPRIGHT WYE 4 X 3	9.0	4.1
1656	UPRIGHT WYE 4	11.9	5.4





ITEM NO.	SPECIFICATION	WT (LB)	WT (KG)
1698	COMB1/8Y 2	3.7	1.7
1700	COMB1/8Y 3 X 2	4.6	2.1
1702	COMB1/8Y 3	7.5	3.4
1704	COMB1/8Y 4 X 2	6.3	2.9
1706	COMB1/8Y 4 X 3	8.6	3.9
1708	COMB1/8Y 4	13.0	5.9
1710	COMB1/8Y 5 X 2	9.0	4.1
1712	COMB1/8Y 5 X 3	13.4	6.1
1714	COMB1/8Y 5 X 4	17.9	8.1
1716	COMB1/8Y 5	21.0	9.5
1718	COMB1/8Y 6 X 2	12.9	5.9
1720	COMB1/8Y 6 X 3	16.0	7.3
1722	COMB1/8Y 6 X 4	27.3	12.4
1724	COMB1/8Y 6 X 5	32.9	14.9
1726	COMB1/8Y 6	35.0	15.9
1728	COMB1/8Y 8 X 4	24.8	11.3
1730	COMB1/8Y 8 X 5	23.8	10.8


	ITEM NO.	SPECIFICATION	WT (LB)	WT (KG)
	1732	COMB1/8Y 8 X 6	39.0	17.7
	1734	COMB1/8Y 8	62.1	28.2

	ITEM NO.	SPECIFICATION	WT (LB)	WT (KG)
	1802	DOUBLE COMB1/8Y 2	6.2	2.8
	1804	DOUBLE COMB1/8Y 3 X 2	6.5	3.0
	1806	DOUBLE COMB1/8Y 3	9.9	4.5
	1808	DOUBLE COMB1/8Y 4 X 2	9.9	4.5
	1810	DOUBLE COMB1/8Y 4 X 3	13.0	5.9
	1812	DOUBLE COMB1/8Y 4	19.8	9.0


	ITEM NO.	SPECIFICATION	WT (LB)	WT (KG)
	1852	SANITARY CROSS 2	5.3	2.4
	1854	SANITARY CROSS 3 X 2	5.4	2.5
	1856	SANITARY CROSS 3	6.4	2.9
	1858	SANITARY CROSS 4 X 2	7.4	3.4
	1860	SANITARY CROSS 4 X 3	9.7	4.4
	1862	SANITARY CROSS 4	12.7	5.8
	1868	SANITARY CROSS 6 X 2	10.1	4.6
	1864	SANITARY CROSS 6 X 4	15.3	6.9
	1867	SANITARY CROSS 6	20.8	9.4
	1874	SANITARY CROSS 8 X 4	23.5	10.7
	1878	SANITARY CROSS 8	40.4	18.3

	ITEM NO.	SPECIFICATION	WT (LB)	WT (KG)
	2016	SANITARY CROSS TAPPED 2 X 1-1/2	3.6	1.7
	2018	SANITARY CROSS TAPPED 2 X 2	4.9	2.2

	ITEM NO.	SPECIFICATION	WT (LB)	WT (KG)
	2046	TEST TEE 2	3.3	1.5
	2048	TEST TEE 3	6.4	2.9
	8278	TEST TEE 4	9.6	4.4





ITEM NO.	SPECIFICATION	WT (LB)	WT (KG)
2482	BLIND PLUG 2	0.7	0.3
2484	BLIND PLUG 3	1.1	0.5
2486	BLIND PLUG 4	2.0	0.9
2488	BLIND PLUG 5	2.2	1.0
2490	BLIND PLUG 6	4.0	1.8
2492	BLIND PLUG 8	7.1	3.2
2494	BLIND PLUG 10	12.5	5.7
2495	BLIND PLUG 12	18.3	8.3





ITEM NO.	SPECIFICATION	WT (LB)	WT (KG)
2138	REDUCER 2 X 1 1/2	1.2	0.6
2140	REDUCER 3 X 2	1.5	0.7
2142	REDUCER 4 X 2	2.3	1.1
2144	REDUCER 4 X 3	2.3	1.1
2152	REDUCER 6 X 2	4.8	2.2
2154	REDUCER 6 X 3	4.0	1.8
2156	REDUCER 6 X 4	4.6	2.1
2158	REDUCER 6 X 5	5.0	2.3
2160	REDUCER 8X 2	7.8	3.6
2162	REDUCER 8X 3	7.5	3.4
2164	REDUCER 8X 4	8.0	3.6
2168	REDUCER 8X 6	8.0	3.6
2172	REDUCER 10 X 4	13.2	6.0
2173	REDUCER 10 X 5	14.3	6.5
2174	REDUCER 10 X 6	15.0	6.8
2175	REDUCER 10 X 8	14.0	6.4
2176	REDUCER 12 X 4	20.3	9.2
2177	REDUCER 12 X 6	16.5	7.5
2178	REDUCER 12 X 8	22.0	10.0
2179	REDUCER 12 X 10	25.4	11.5
2181	REDUCER 15 X 6	39.4	17.9
2182	REDUCER 15 X 8	44.1	20.0
2183	REDUCER 15 X 10	33.1	15.0
2184	REDUCER 15 X 12	37.5	17.0


ITEM NO.	SPECIFICATION	WT (LB)	WT (KG)
2567	DEEP SEAL P-TRAP	20.0	9.1


	ITEM NO.	SPECIFICATION	WT (LB)	WT (KG)
	2508	P-TRAP 2	3.8	1.7
	2510	P-TRAP 3	8.1	3.7
	2512	P-TRAP 4	15.4	7.0
	2514	P-TRAP 6	46.2	21.0


	ITEM NO.	SPECIFICATION	WT (LB)	WT (KG)
	8530	P-TRAP WITH PRIMER 2	5.7	2.6
	8532	P-TRAP WITH PRIMER 3	9.7	4.4


	ITEM NO.	SPECIFICATION	WT (LB)	WT (KG)
	2582	P-TRAP WITH TAPPED INLET 1 1/2	3.3	1.50
	2586	P-TRAP WITH TAPPED INLET 2 X 1 1/2	4.4	2.00
	2588	P-TRAP WITH TAPPED INLET 2	4.5	2.04

	ITEM NO.	SPECIFICATION	WT (LB)	WT (KG)
	2832	CLOSET BEND 3 X 4 X 6 X 12	10.5	4.76


	ITEM NO.	SPECIFICATION	WT (LB)	WT (KG)
	2950	CLOSET BEND 4 X 4 X 16 X 16	23.0	10.43

	ITEM NO.	SPECIFICATION	WT (LB)	WT (KG)
		DOUBLE VENT TRAP 3	17.3	7.85
		DOUBLE VENT TRAP 4	27.1	12.29
		DOUBLE VENT TRAP 5 X 4	48.5	22.00
		DOUBLE VENT TRAP 6 X 4	57.3	26.00

	ITEM NO.	SPECIFICATION	WT (LB)	WT (KG)
		SINGLE VENT TRAP 3	15.0	6.80
		SINGLE VENT TRAP 4	22.5	10.21

	ITEM NO.	SPECIFICATION	WT (LB)	WT (KG)
	8564	IRON VODY CLEANOUT TAPPED 3	1.4	0.64
	8566	IRON VODY CLEANOUT TAPPED 4	3.3	1.50
MORE CLEANOUT PLUG PLEASE SEE CLEANOUT PLUG CATALOG				

	ITEM NO.	SPECIFICATION	WT (LB)	WT (KG)
	8002	COMBY WYE AND 1/8 BEND 2 X 1-1/2	3.6	1.65

	ITEM NO.	SPECIFICATION	WT (LB)	WT (KG)
	8446	TWO-WAY CLEANOUT 4	21.9	9.93

We also OEM special type cast iron fittings for valued customers.